



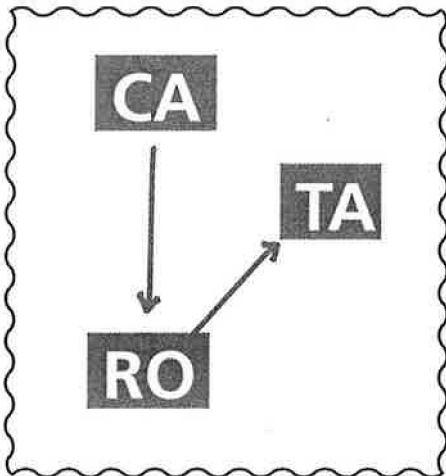
DAL TESTO "LETTURE" : leggere e completare pag. 32,33,36-37,40,49 .

DAL TESTO "METODO" : completare con la lettera giusta pag. 128,129,130,131,132,133 .

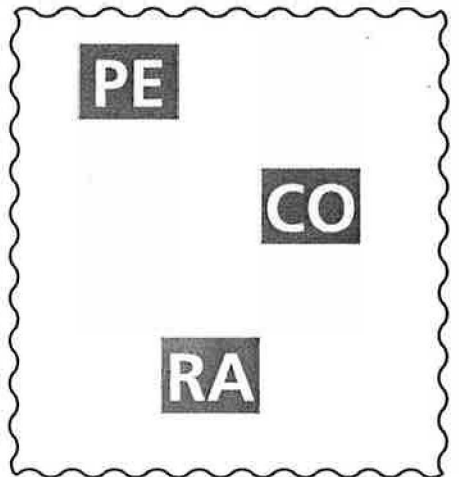

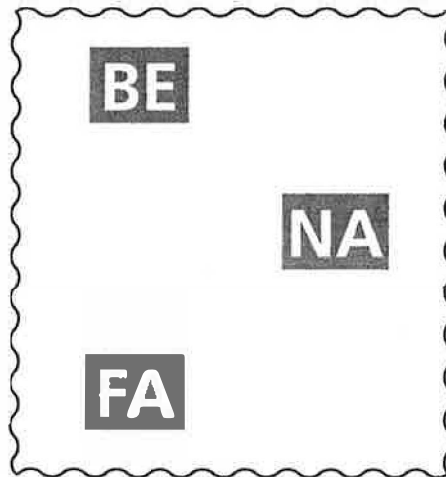
FORMA LA PAROLA



UNISCI LE SILLABE PER FORMARE UNA PAROLA DI TRE SILLABE,
POI SCRIVILA.




.....
CAROTA
.....



REBUS

A. Con le sillabe a disposizione, componi i NOMI delle figure.

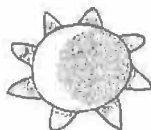
MU | PE | RO | SO | RA | RO | PO | LE | PO | SA | TO | MO | LU | SO | RA | FA | VA | RO | TO | DI




.....




.....




.....



.....



.....



.....



.....



.....



.....




.....



SCHEDA 7

LE CASETTE: Ritaglia le figurine, raggruppalte e incollate nella casetta giusta della pagina seguente.



CONTINUA SCHEDA 7

